

SOT710-1

plastic ball grid array package; 217 balls; body 23 x 23 x 1.75 mm

8 February 2016

Package information

1. Package summary

Terminal position code	B (bottom)
Package type descriptive code	BGA217
Package type industry code	BGA217
Package style descriptive code	BGA (ball grid array)
Package style suffix code	NA (not applicable)
Package body material type	P (plastic)
IEC package outline code	144E
JEDEC package outline code	MS-034
Mounting method type	S (surface mount)
Issue date	1-11-2001

Table 1. Package summary

Symbol	Parameter	Min	Typ	Nom	Max	Unit
D	package length	22.8	-	23	23.2	mm
E	package width	22.8	-	23	23.2	mm
A	seated height	[tbd]	-	2.55	2.55	mm
A ₂	package height	1.6	-	1.75	1.85	mm
n ₂	actual quantity of termination	-	-	217	-	



2. Package outline

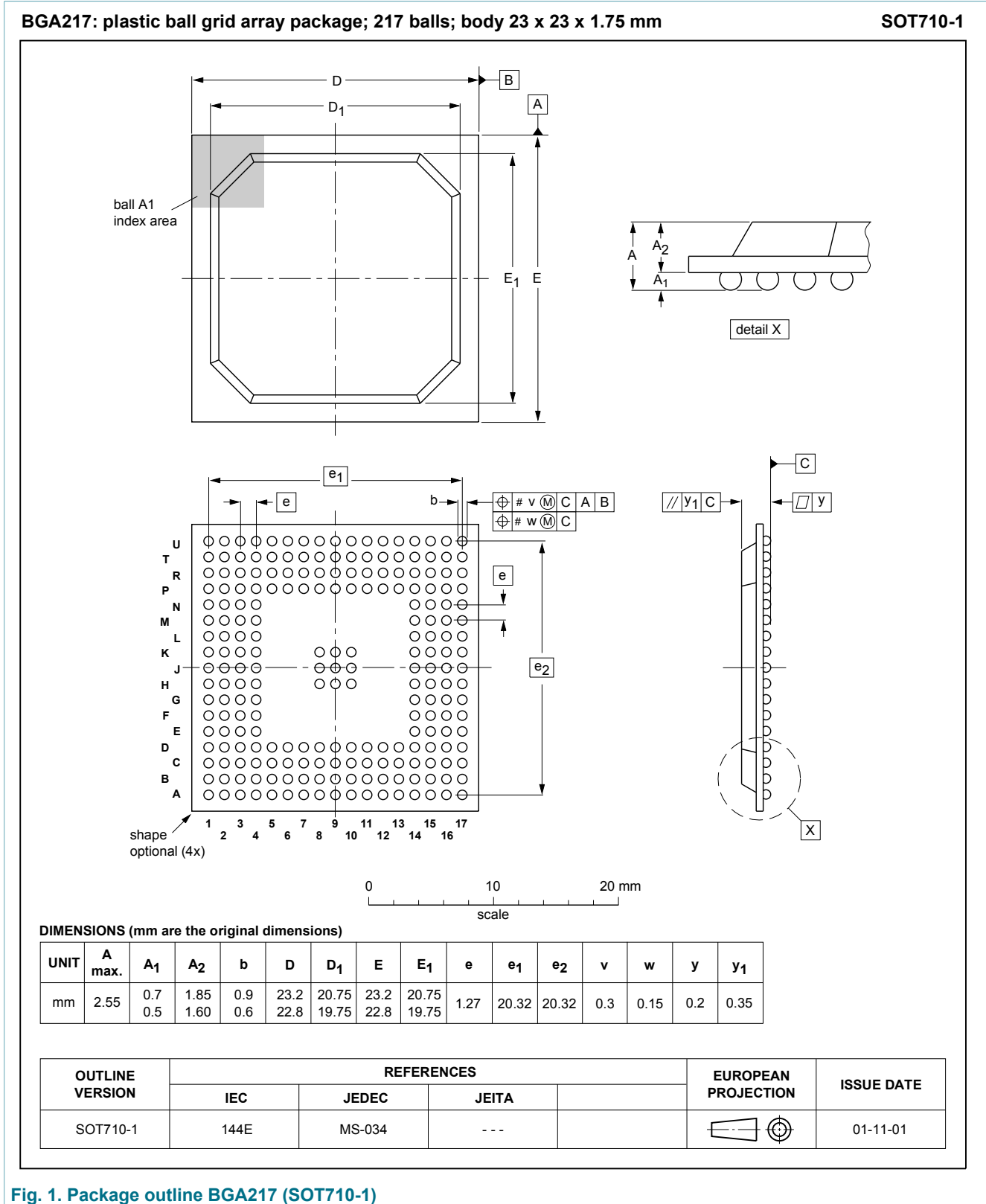
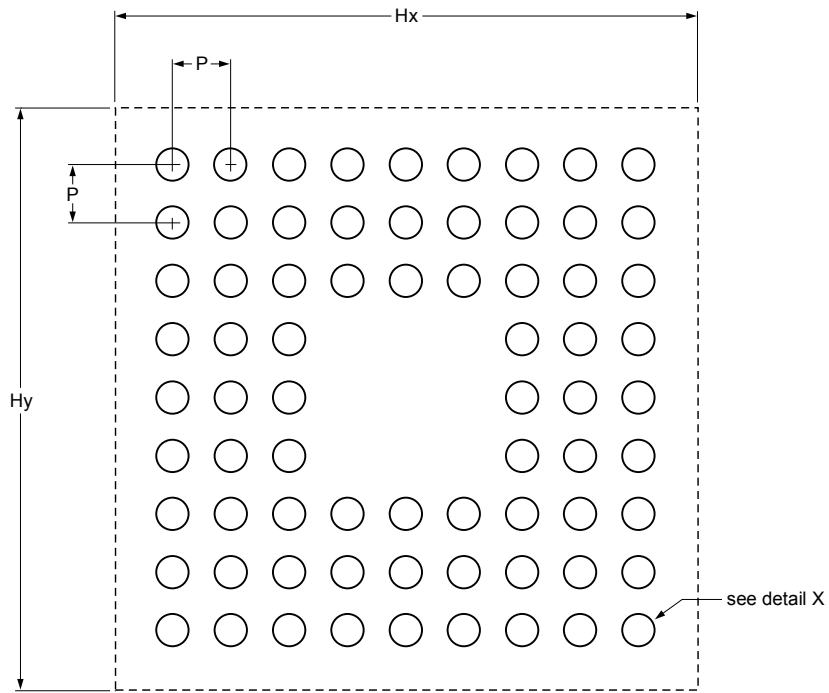


Fig. 1. Package outline BGA217 (SOT710-1)




3. Soldering

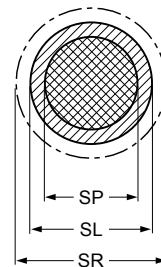
Footprint information for reflow soldering of BGA217 package

SOT710-1



Generic footprint pattern
Refer to the package outline drawing for actual layout

-  solder land
-  solder paste deposit
-  solder land plus solder paste
- occupied area
- solder resist



detail X

Dimensions in mm

P	SL	SP	SR	Hx	Hy
1.27	0.600	0.500	0.750	23.575	23.575

tot710-1_fr

Fig. 2. Reflow soldering footprint for BGA217 (SOT710-1)

4. Legal information

Disclaimers

Limited warranty and liability — Information in this document is believed to be accurate and reliable. However, NXP Semiconductors does not give any representations or warranties, expressed or implied, as to the accuracy or completeness of such information and shall have no liability for the consequences of use of such information. NXP Semiconductors takes no responsibility for the content in this document if provided by an information source outside of NXP Semiconductors.

In no event shall NXP Semiconductors be liable for any indirect, incidental, punitive, special or consequential damages (including - without limitation - lost profits, lost savings, business interruption, costs related to the removal or replacement of any products or rework charges) whether or not such damages are based on tort (including negligence), warranty, breach of contract or any other legal theory.

Notwithstanding any damages that customer might incur for any reason whatsoever, NXP Semiconductors' aggregate and cumulative liability towards customer for the products described herein shall be limited in accordance with the *Terms and conditions of commercial sale* of NXP Semiconductors.

Right to make changes — NXP Semiconductors reserves the right to make changes to information published in this document, including without limitation specifications and product descriptions, at any time and without notice. This document supersedes and replaces all information supplied prior to the publication hereof.

5. Contents

1. Package summary.....	1
2. Package outline.....	2
3. Soldering.....	3
4. Legal information.....	4

© NXP Semiconductors N.V. 2016. All rights reserved

For more information, please visit: <http://www.nxp.com>
For sales office addresses, please send an email to: salesaddresses@nxp.com
Date of release: 8 February 2016
